



"PIM" MODULAR INTERCONNECTION PANELS

- Maximum interconnection capacity in the least space.
- 2 configurations - 576 or 672 contact points.
- Connections are derived from MIL-C-38999 Standard.

SECTION 2^e

■ Type 1725 WM9 - 576 contact points (Fig. 1 - 2- 3)
Includes rigid composite fixed plate, 64 removable clipsable modules with 9 sealed quick junction contacts size 22, a rigid composite removable plate, with 576 wrap connection terminals protected by a transparent removable cover.

■ Type 1725 WM21 - 672 contact points - Protected by EMI/RFI (Fig. 4)
Includes a black anodized aluminum alloy plate, 32 removable clipsable modules with 21 sealed quick junction contacts size 22, a black anodized aluminum alloy removable plate with 672 wrap connection terminals protected by a removable stainless steel cover.




Fig. 1




Fig. 2




Fig. 3




Fig. 4

TECHNICAL DATA

ELECTRICAL

Withstand voltage

- Sea level : 1 500 V 60 Hz
- 21 000 meters : 350 V Hz

- Insulation resistance : >5 000 MΩ
- Contact resistance according to : MIL-C-39029
- Contact #22 max amperage : 5 A

FLUID RESISTANCE

According to MIL-L-23699 - MIL-L-7870/A - AIR 3660/A
MIL-D-1679 (type 1) - PD680 (type 1) Glycol
trichloroethane - Nethylethyl ketone - Skydrol 50 B4
Hyjet IV - Skydrol LD4

OPERATING TEMPERATURE : -55°C+150°C permanent

Reference	Contact		Cable mm ²		Outside Ø		AWG
	Size		Min.	Max.	Min.	Max.	
001704 100 02	22 D		0,15	0,38	0,74	1,37	26 - 24 - 22
001704 120 02	22			0,60	0,20	1,50	20



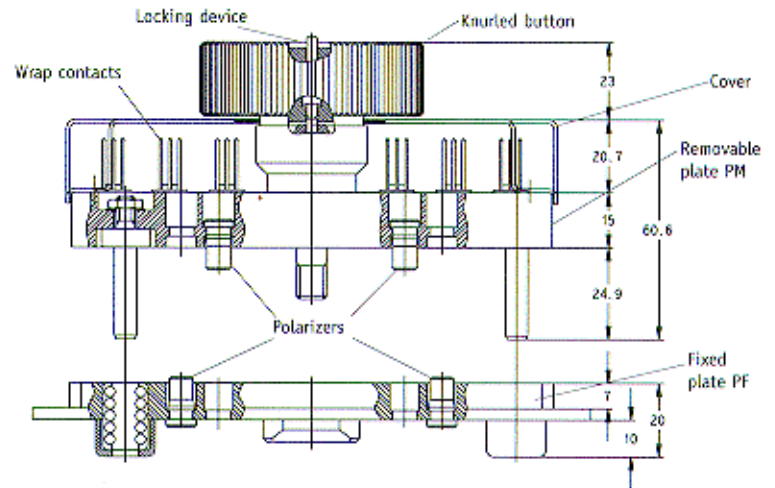
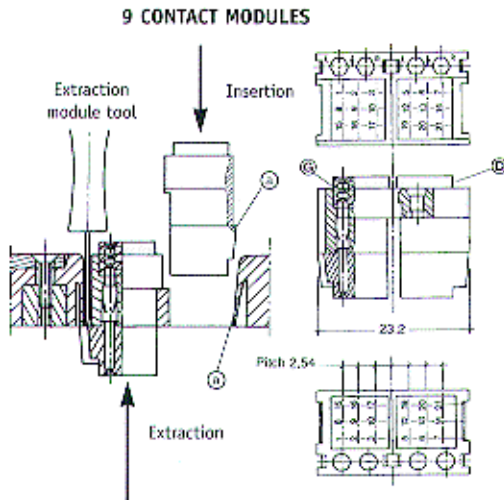
295 Kesmark
Dollard-des-Ormeaux,
Quebec, Canada H9B 3J1
Tel.: (514) 421-2153
Fax: (514) 421-3408
www.air-lb.ca

The removable plate PM is assembled on the fixed plate PF with a self-locking screw with a knurled button. When assembling the PM plate on the PF plate, polarizing is ensured by four coupling polarizers: 2 on the fixed plate (PF) and 2 on the removable plate (PM) to position in the back in the four housings available. Modules are mounted with a mechanical locking and quick polarizing system. All contacts are identified on the back or interfacing sides.

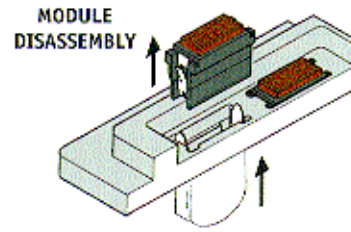
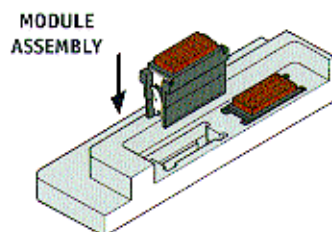
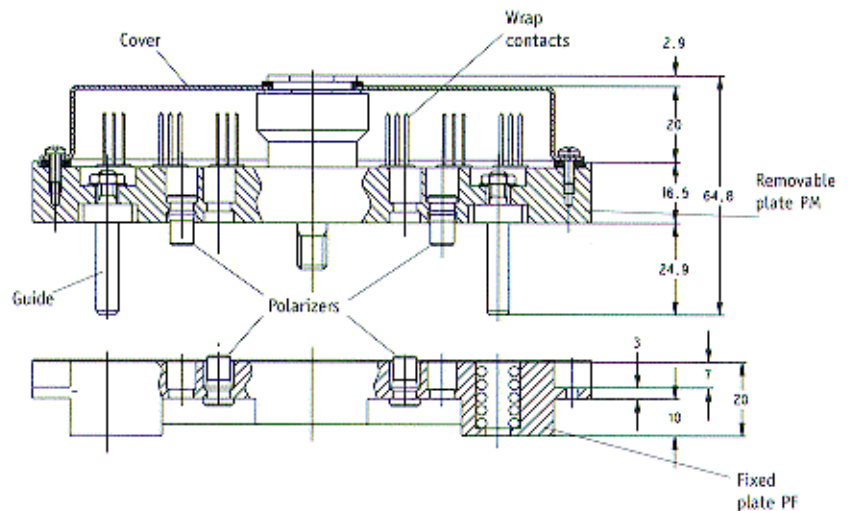
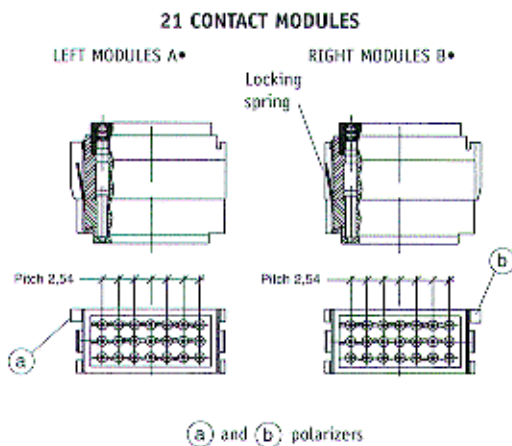
Modules include an insulating shell and a sealing gasket on the insertion side of the wired contacts.

- 1725 WM9: Modules with 9 $\text{\textcircled{S}}$ contacts used per pair, one right $\text{\textcircled{R}}$, one left $\text{\textcircled{L}}$.
- 1725 WM21: Modules with 21 S contacts for assembly $\text{\textcircled{A}}$ left, $\text{\textcircled{B}}$ right.

TYPE 1725 WM9



TYPE 1725 MW21



This equipment allows the interconnection of aircraft equipment with the following advantages:

- Great time saving during production by using a programmable wrapping machine.
- Eliminating possibilities of assembling errors because of three polarizing systems: modules, assembling PM on PF, PF fixation on the structure.

- Great reliability in personalizing planes as far as their equipment is concerned.
- Instant disconnection of removable plate PM which allows:
 - modifications,
 - a new equipment personalization by changing the removable plate (PM),
 - to quickly test point by point or by circuit.